









BKPM

INDONESIA INVESTMENT COORDINATING BOARD






INDONESIA EASE OF DOING BUSINESS 2018

Indonesia's Doing Business Comparison to ASEAN and BRIC Countries

ASEAN Country

Country	DB 2017	DB 2018
 Singapore	2	2
 Malaysia	23	24
 Thailand	46	26
 Brunei	72	56
 Vietnam	82	68
 Indonesia	91	72
 Philippines	99	113
 Lao PDR	139	141

BRIC

Country	DB 2017	DB 2018
 Russia	40	35
 Indonesia	91	72
 China	78	78
 India	130	100
 Brazil	123	125

Ease of Doing Business Indonesia, 2013-2017



BKPM started to engaged in EODB reform since 2014 by assignment from Coordinating Minister of Economic Affairs.

Indicators Improvement in EODB 2018

Indicator	EODB 2017	EODB 2018	CHANGE
EODB Rank	91	72	↑ 19
Starting a Business	151	144	↑ 7
Dealing with Construction Permits	116	108	↑ 8
Getting Electricity	49	38	↑ 11
Registering Property	118	106	↑ 12
Getting Credit	62	55	↑ 7
Protecting Minority Investors	70	43	↑ 27
Paying Taxes	104	114	↓ 10
Trading across Borders	108	112	↓ 4
Enforcing Contract	166	145	↑ 21
Resolving Insolvency	76	38	↑ 38

EODB 2017

Starting a business (rank)	151
DTF score for starting a business (0–100)	76.43
Procedures (number)	11.2
Time (days)	24.9
Cost (% of income per capita)	19.4
Minimum capital (% of income per capita)	0.0
Dealing with construction permits (rank)	116
DTF score for dealing with construction permits (0–100)	65.73
Procedures (number)	17
Time (days)	200.2
Cost (% of warehouse value)	5.1
Building quality control index (0–15)	13.0
Getting electricity (rank)	49
DTF score for getting electricity (0–100)	80.92
Procedures (number)	4.8
Time (days)	57.7
Cost (% of income per capita)	357.0
Reliability of supply and transparency of tariffs index (0–8)	6
Registering property (rank)	118
DTF score for registering property (0–100)	55.72
Procedures (number)	5
Time (days)	27.4
Cost (% of property value)	10.8
Quality of land administration index (0–30)	12.3
Getting credit (rank)	62
DTF score for getting credit (0–100)	60.00
Strength of legal rights index (0–12)	6
Depth of credit information index (0–8)	6
Credit bureau coverage (% of adults)	0.0
Credit registry coverage (% of adults)	51.8

EODB 2018

Starting a business (rank)	144
DTF score for starting a business (0–100)	77.93
Procedures (number)	11.2
Time (days)	23.1
Cost (% of income per capita)	10.9
Minimum capital (% of income per capita)	0.0
Dealing with construction permits (rank)	108
DTF score for dealing with construction permits (0–100)	66.08
Procedures (number)	17
Time (days)	200.2
Cost (% of warehouse value)	4.8
Building quality control index (0–15)	13.0
Getting electricity (rank)	38
DTF score for getting electricity (0–100)	83.87
Procedures (number)	4
Time (days)	34
Cost (% of income per capita)	276.1
Reliability of supply and transparency of tariffs index (0–8)	5
Registering property (rank)	106
DTF score for registering property (0–100)	59.01
Procedures (number)	5
Time (days)	27.6
Cost (% of property value)	8.3
Quality of land administration index (0–30)	11.3
Getting credit (rank)	55
DTF score for getting credit (0–100)	65.00
Strength of legal rights index (0–12)	6
Depth of credit information index (0–8)	7
Credit bureau coverage (% of adults)	18.3
Credit registry coverage (% of adults)	55.3

Reform Comparison Doing Business 2017 & 2018

EODB 2017

Protecting minority investors (rank)	70
DTF score for protecting minority investors (0–100)	56.67
Extent of disclosure index (0–10)	10
Extent of director liability index (0–10)	5
Ease of shareholder suits index (0–10)	2
Extent of shareholder rights index (0–10)	6
Extent of ownership and control index (0–10)	6
Extent of corporate transparency index (0–10)	5
Paying taxes (rank)	104
DTF score for paying taxes (0–100)	69.25
Payments (number per year)	43
Time (hours per year)	221
Total tax rate (% of profit)	30.6
Postfiling index (0–100)	76.49
Trading across borders (rank)	108
DTF score for trading across borders (0–100)	65.87
<i>Time to export</i>	
Documentary compliance (hours)	61.3
Border compliance (hours)	53.3
<i>Cost to export</i>	
Documentary compliance (US\$)	138.8
Border compliance (US\$)	253.7
<i>Time to import</i>	
Documentary compliance (hours)	132.9
Border compliance (hours)	99.4
<i>Cost to import</i>	
Documentary compliance (US\$)	164.4
Border compliance (US\$)	382.6
Enforcing contracts (rank)	166
DTF score for enforcing contracts (0–100)	38.15
Time (days)	471
Cost (% of claim)	115.7
Quality of judicial processes index (0–18)	7.8
Resolving insolvency (rank)	76
DTF score for resolving insolvency (0–100)	46.46
Time (years)	1.9
Cost (% of estate)	21.6
Recovery rate (cents on the dollar)	31.2
Strength of insolvency framework index (0–16)	9.5

EODB 2018

Protecting minority investors (rank)	43
DTF score for protecting minority investors (0–100)	63.33
Extent of disclosure index (0–10)	10
Extent of director liability index (0–10)	5
Ease of shareholder suits index (0–10)	2
Extent of shareholder rights index (0–10)	7
Extent of ownership and control index (0–10)	7
Extent of corporate transparency index (0–10)	7
Paying taxes (rank)	114
DTF score for paying taxes (0–100)	68.04
Payments (number per year)	43
Time (hours per year)	207.5
Total tax and contribution rate (% of profit)	30.0
Postfiling index (0–100)	68.82
Trading across borders (rank)	112
DTF score for trading across borders (0–100)	66.59
<i>Time to export</i>	
Documentary compliance (hours)	61.3
Border compliance (hours)	53.3
<i>Cost to export</i>	
Documentary compliance (US\$)	138.8
Border compliance (US\$)	253.7
<i>Time to import</i>	
Documentary compliance (hours)	119.2
Border compliance (hours)	99.4
<i>Cost to import</i>	
Documentary compliance (US\$)	164.4
Border compliance (US\$)	382.6
Enforcing contracts (rank)	145
DTF score for enforcing contracts (0–100)	47.23
Time (days)	403
Cost (% of claim)	70.3
Quality of judicial processes index (0–18)	7.9
Resolving insolvency (rank)	38
DTF score for resolving insolvency (0–100)	67.61
Time (years)	1.1
Cost (% of estate)	21.6
Recovery rate (cents on the dollar)	64.7
Strength of insolvency framework index (0–16)	10.5

1. Doing Business 2018 improvement has positively increased toward targeted position to rank 40th in year 2019.
2. The GoI has issued Presidential Regulation Number 91 Year 2017 on Acceleration of Doing Business on 26 September 2017 as part of the overall reform of doing business in Indonesia.
3. The GoI will be focused on improving indicators which are above rank 100th such as Starting a Business, Dealing with Construction Permit, Registering Property, Paying Taxes, Trading Across Borders and Enforcing Contract.



BKPM

INDONESIA INVESTMENT COORDINATING BOARD

Jl. Jend. Gatot Subroto No. 44, Jakarta 12190
P.O. Box 3186, Indonesia

P. +62 21 5252 008 (Hunting)
0807 100 2576 (Contact Center)
F. +62 21 5252 008